

ideal
grilles

Linear Grilles

LG 15 / LR 15 Series 15° Blade

Product Overview

Idealair Series LG 15/LR 15 fifteen deg blade linear grilles suitable for duct, ceiling and sidewall applications in most commercial projects. When fitted with an opposed blade damper at the rear they become series LR 15 with the damper being adjustable through the front face of the grille.

Construction

Frames and blades are manufactured from 6063 T6 extruded aluminium. Frame mitres are mechanically jointed and tig welded on the rear and neck for added strength and rigidity preventing any distortion of the hairline mitres. Grille blades are set at 12.5mm centres, mounted horizontally in the frame or vertically if requested. Where continuous appearance is required, the grille can be manufactured in sections for alignment and assembly on site, please enquire.

Size Range

100 x 50mm to 3000 x 500mm nominal size in 50mm increments. Special sizes and multiple units are available on a made to order basis. Please enquire for details.



Fixing

Grilles are supplied with countersunk holes as standard. Alternative fixing methods are available on request.

- N** - No fixing provided (fixing by others)
- S** - Countersunk flange holes
- R** - Rear fixing lugs

Finish

- MF** - Mill Finish (Standard)
- PPC RAL** - Stock RAL colours available to order

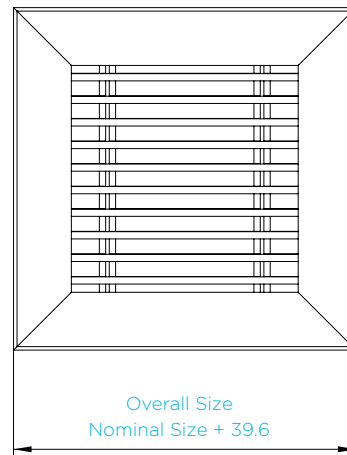
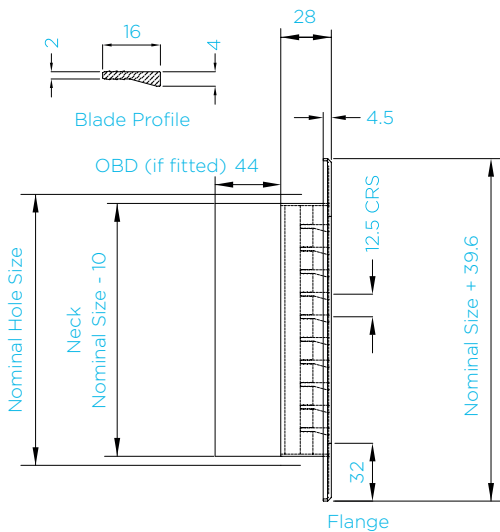
Accessories

Please specify the accessories on your order.

- Opposed blade damper (OBD)
- Neck reducers
- Plenum boxes

Special Requirements

Where continuous appearance is required, the grille can be manufactured in sections for alignment and assembly on site, please enquire.



All measurements in millimetres (mm)

Linear Grilles

Selection Nomogram

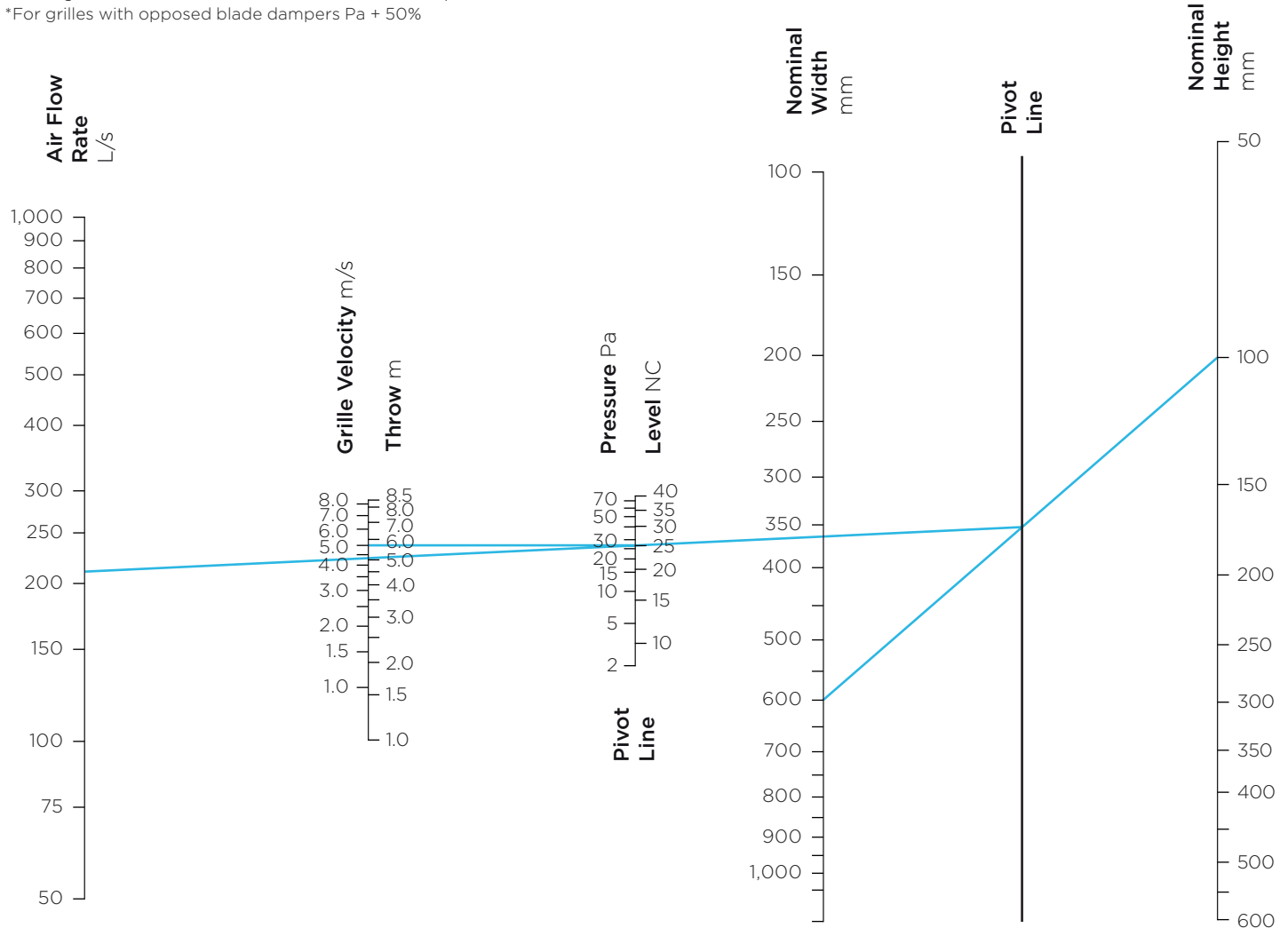
All data based on:

*Terminal velocity 0.4m/s @ stated throw

*Grilles mounted within 400mm of ceiling > 400mm reduce throw by 1/3

*dBA figures based on room losses of 8 db for sound power reference 10⁻¹²W

*For grilles with opposed blade dampers Pa + 50%



Example selection

Size	L/s	Velocity m/s	Pa	NC	Throw - m
600 x 100	212	5	28	25	5.9

Placing an order

Example Product Code					
LG15	O500	O150	NOM	S	MF

Terminal Velocity m/s	0.5	0.4	0.25
Throw Multiplier	0.8	1	1.5

Series	Size mm*	Dimensional Selection		Fixing		Finish			
		Width	Height						
LG15	Grille only	O100	O050	NOM	Nominal opening size or duct size	N	No fixing (fixing by others)	MF	Mill Finish
LR15	Grille with opposed blade damper fitted	3000	O500	NK	Neck size of the grille	S	Countersunk flange holes	RAL	PPC RAL colours
				AF	Across flange size of the grille	R	Rear fixing lugs		

*Sizes in 50mm increments
When ordering please state requirement from each column: Series, Size, Dimensional Selection, Fixing & Finish.